
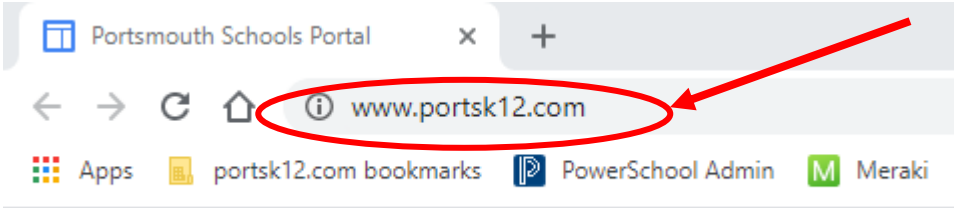

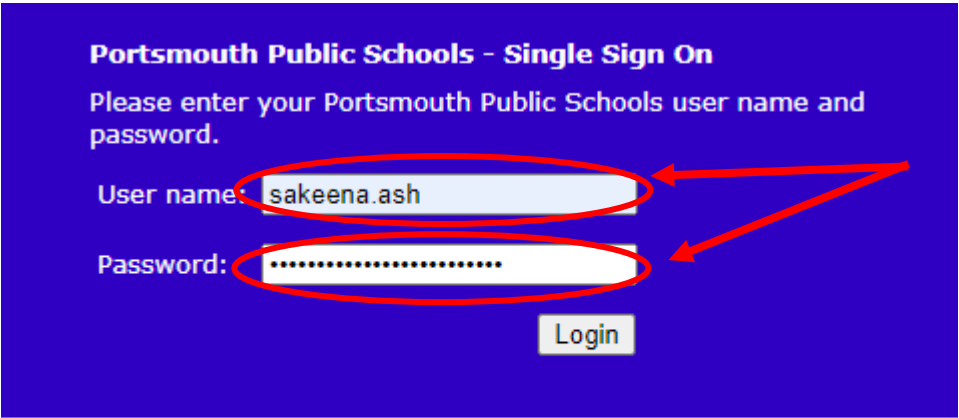



How to Log in to the Portsmouth Public Schools Portal and Clever

<p>Step 1 Open Chrome</p>	
<p>Step 2 In the address bar, type in www.portsk12.com <i>(Note – the www must be included)</i></p>	
<p>Step 3 Click where it says “Please click <u>here</u> to sign in”</p>	
<p>Step 4 Use the student’s credentials to sign in <i>(Note – the User name is simply firstname.lastname – do NOT include the @portsk12.com with the User name)</i></p>	 <p>Portsmouth Public Schools - Single Sign On Please enter your Portsmouth Public Schools user name and password.</p> <p>User name: <input type="text" value="sakeena.ash"/></p> <p>Password: <input type="password" value="....."/></p> <p>Login</p> <p>Instructions Please enter your PPS domain username and password to login</p>

Step 5

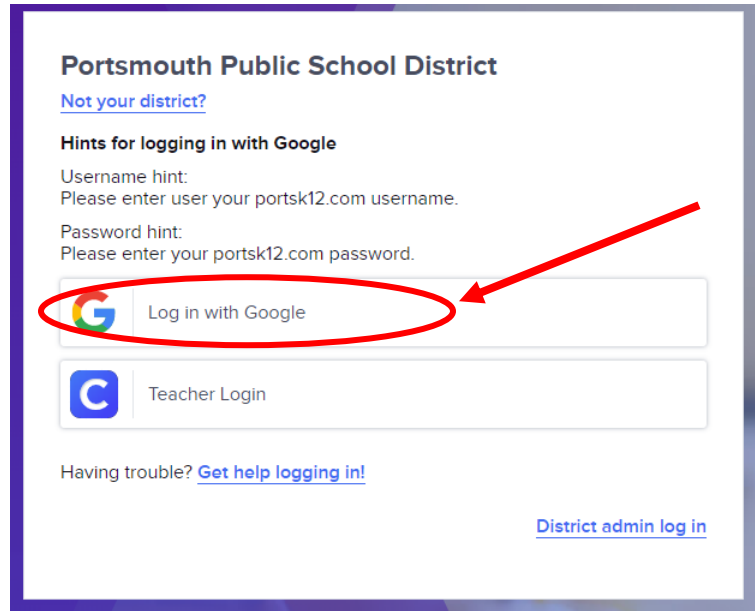
After logging in to the Portsmouth Public Schools Portal, navigate to the address bar and type in **clever.com/in/pps**



Step 6

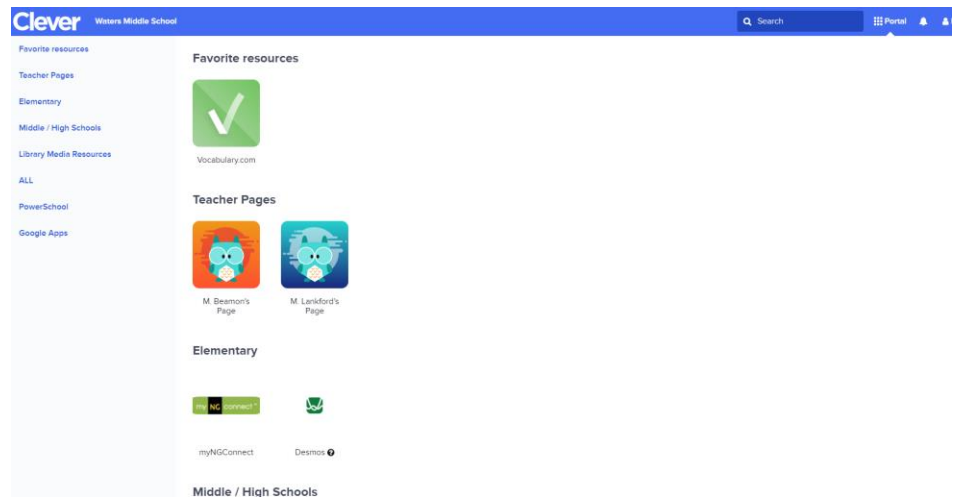
Click the option to Log in with Google

(Note – if you do not follow steps 1-4 before accessing the Clever website, when you get to this step and select log in with Google, you will have to enter `firstname.lastname@portsk12.com` for the email address, then you will be directed back to step 4)



Step 7

You have successfully logged in to Clever and can access many of the resources available in the district



Scan this Code for the PPS Portal



Scan this Code for Clever

